

ONE Top Milk XP with Under Counter Fridge and Powder Module

Super Automatic Espresso Machine with Under Counter Fridge and Powder Module

The Egro ONE Top Milk XP is a high volume fully automatic espresso machine with a touchscreen user interface. It features a stainless steel 18-gram patented brew group with advanced sealing technology that makes the brew group the most durable in its class, reduces maintenance needs, and lowers the cost of ownership. The ONE uses dual Ditting™ grinders with stainless steel burrs for quick and consistent grinding. The Powder Module allows the management of a great number of beverages in powder form. It is an external device positioned on the right hand side of the machine. It consists of two hoppers that can use the same powder or may operate independently with different water soluble powders, such as vanilla powder for vanilla flavored drinks and chai powder for chai lattes and teas.



Standard Features

- Standard 5.7" full-color touchscreen graphical user interface enables up to 48 drink selections
- Americano bypass enables machine to deliver authentic Americanos into a single cup
- Lowest cost of ownership of any fully automatic
- Premium espresso brewing
- Centralized hot water
- USB port makes it simple to save drink parameters and facilitates software and programming updates
- Requires only 12" of counter space
- Stainless steel 18-gram patented brew group
- Dual Ditting® grinders with stainless steel burrs
- Made of stainless steel and ABS plastic
- Single component two-piece dispensing outlet for easy cleaning
- 2 year parts warranty

Accessories in the Box

- Plastic grounds bin container
- One-month supply of daily cleaning products
- Milk container
- Container for daily cleaning
- User manual
- Foot extensions

Options

iSteam: Intelligent steam wand automatically froths or steams milk, and shuts off at programmed temperature

Self-Adjusting Grinder: Automatically adjusts the coffee grind size to compensate for environmental changes

External Hot Water Outlet: Hot water delivered through a separate outlet to the right of the drink spout

Self-Service Package: Includes locks for hopper and grounds drawer, as well as cup stopper pins for the drink tray

Space Requirements

Allow at least one and a half inches (1.5") of clearance from the back of the machine to the nearest wall for air circulation.

Allow at least four inches (4") of clearance above hoppers to refill. (recommended 12")

Allow 24" x 5" for in-line filter. Filter can be mounted behind the machine or under the counter.

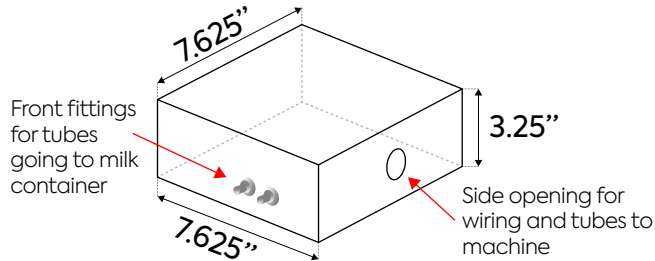
Powder Module Features

- Two hoppers with 2.6 lbs capacity each
- Perfect for a variety of water soluble powders
- Requires only 6" of counter space

ONE Top Milk XP with Under Counter Fridge and Powder Module

Super Automatic Espresso Machine with Under Counter Fridge and Powder Module

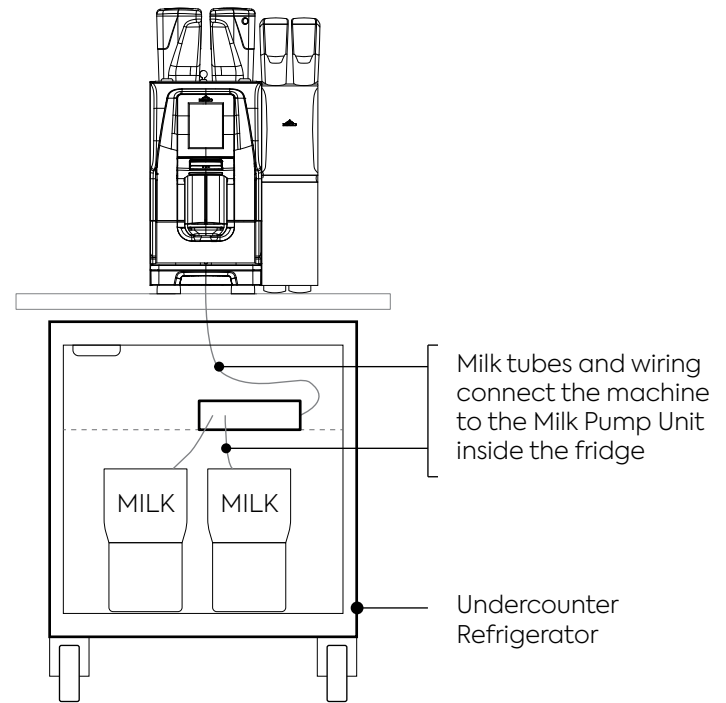
Milk Pump Unit



Under-the-Counter Fridge must be professionally modified to include a 2.5" access hole on the top or side of the fridge for milk tubes and wiring connecting the machine to the Milk Pump Unit inside the fridge. It must be within 4 feet of the espresso machine.

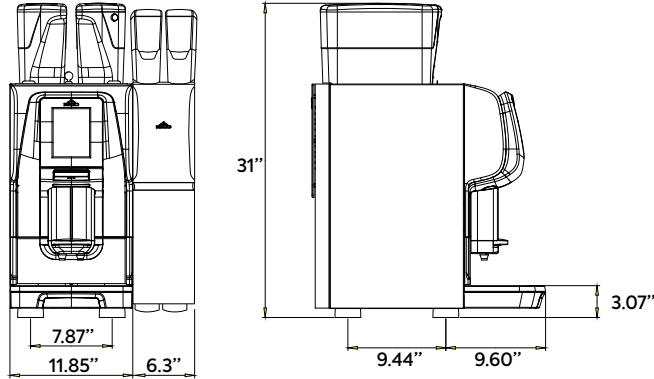
The Milk Pump Unit is an external unit that can be placed in any under-the-counter refrigerator that has top access holes. It includes all the necessary components to pump milk to the machine for authentic lattes, cappuccinos and more. It includes milk tubes to be inserted into fresh milk gallons or other containers. It is designed to be placed on the refrigerator shelf with the milk placed beneath it.

Under Counter Layout



ONE Top Milk XP with Under Counter Fridge and Powder Module

Super Automatic Espresso Machine with Under Counter Fridge and Powder Module



Countertop Requirements

Espresso Machine w/ Powder Module

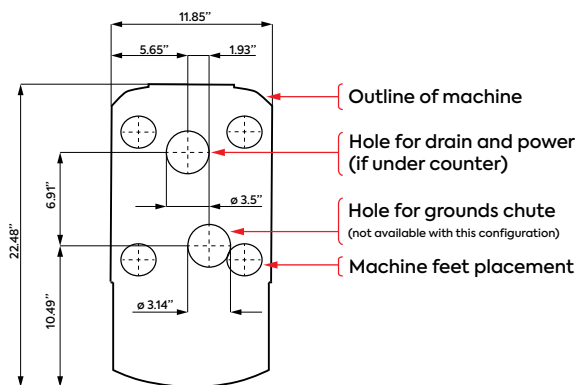
Width	Depth	Height	Weight
18"	23"	31"	154 lbs

Shipping Dimensions and Weight

Espresso Machine

Length	Width	Height	Weight
36"	36"	33"	240 lbs

Countertop Drilling Plan



Electrical Connections


Espresso Machine

Voltage Range: 208-240VAC

Power: 6000W

Circuit Size: 30A

Suggest Receptacle: NEMA L6-30R



Powder Module

Voltage Range: 110-120VAC

Power: 200W

Circuit Size: 15A

Suggest Receptacle: 5-15R GFI

NOTE: Egro machines do not use a neutral line. A dedicated ground wire is required.

Power can be installed under or above the counter. Please allow 3.5"-4" of space for the plug, especially when placing power above the counter and behind the machine.

Water Connections

Dedicated cold water access line with standard female 3/8" NPT fitting and manual shut-off valve within 4' of the machine required.

Drain Requirements

Open gravity drain with minimum 2" I.D. within 4' of the machine.

Water Quality Statement

The fact that water is potable is no guarantee that it is suitable for coffee machines. Your water supply must be within these general guidelines:

SUPPLY PRESSURE: 30-70 psi

HARDNESS: 2-3 GPG (1 grain of hardness = 17.1 ppm)

Water entering the machine should have a water hardness level of 2-3 GPG at all times. If the water supply is not within this range, a dedicated water softener (if above 3 GPG) or mineral addition cartridge (if below 2 GPG) is required for the coffee machine to operate properly over time (see Rancilio Group North America Water Quality Statement for further details).

Ditting is a registered trademark of Ditting Maschinen AG.

