

## Egro ONE


### Weekly/As Needed Bean Hopper Cleaning



To unlock the bean hopper, pull the metal lock located in front of the bean hopper until it clicks.



Remove bean hopper.



Remove bean hopper lid and empty bean hopper.




Wipe clean with a dry cloth.


The bean hoppers are dishwasher-safe.



Make sure the hopper is completely dry. Refill with coffee beans.



Reattach bean hopper.



Lock bean hopper by pushing the metal lock forward.