

Egro ONE Powder Module


Weekly/As Needed Powder Module Cleaning




1 Open the front door of the powder module.



2 Press the power button to switch off the powder module. Pull out the tube connected to the mixer.



3 Unlock the mixer by turning the knob to the right. Take the mixer unit out.




4 Pull out the mixer ring and the knob simultaneously.



5 Dissolve an Egro Milk System Cleaning Tablet in a container with warm water. Place pieces of the mixer unit into the solution. Allow to soak for at least 1 hour.



6 Wipe the powder module with a clean damp towel. Remount the knob and the ring back into the powder module pushing firmly until it clicks.



7 Reassemble the mixer unit into the powder module. Turn the knob to the left to lock. Reconnect tube to the mixer. Push power button to turn on the powder module.