





# EGRO BYO QUICK CLEANING REFERENCE

## Cleaning of Bean Hoppers (as needed)



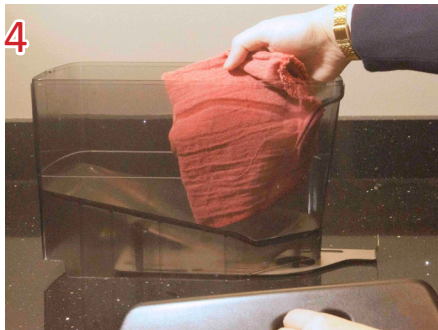
1 If installed, use key to unlock hopper lid. To disconnect the bean hopper, pull the metal lock located in front of the bean hopper until it clicks.



2 Remove bean hopper.



3 Remove bean hopper lid and empty bean hopper.




4 Wipe clean with a dry cloth.

The bean hoppers are dishwasher-safe.




5 Make sure the hopper is completely dry. Refill with coffee beans.



6 Reattach bean hopper.

*Tip: it works best to insert the back guides first.*



7 Reconnect the bean hopper by pushing the metal lock forward.

If included, lock hopper lid with the hopper key.