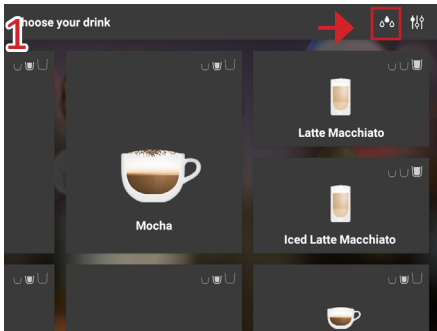
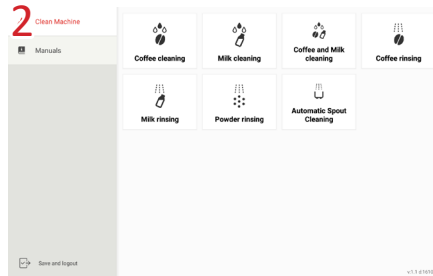


EGRO BYO QUICK CLEANING REFERENCE

Weekly Cleaning of Brewing Head



1 Enter cleaning menu on BYO. Choose raindrops on upper right corner. (Alternative method, press 3 lines in upper right corner and choose operator menu and enter password, 1234).




2 Tap on the Automatic Spout Cleaning. Follow-on screen instructions.




3 Slide the silver cover of coffee outlet up.




4 Dissolve an Egro Milk System Cleaning Tablet in a container with warm water.




5 Push in tabs on brewing head and push down.



6 Remove the brewing head from the machine.



7 Separate both pieces of brewing head and place into the solution. Allow to soak for at least 1 hour.



8 Reassemble brewing head and insert back into the machine, pushing firmly up to lock into place.



9 Slide silver cover of coffee outlet down to finish brewing head cleaning.